

A Closer Look at Construction and Labour Requirements in Greater London

Annexes, supporting maps and tables.

Appendix A – Project Mapping

Appendix B – Top 50 Current and Future Projects

Appendix C – Project demand by London Borough

Figure 6: Current Construction Projects by Size Band

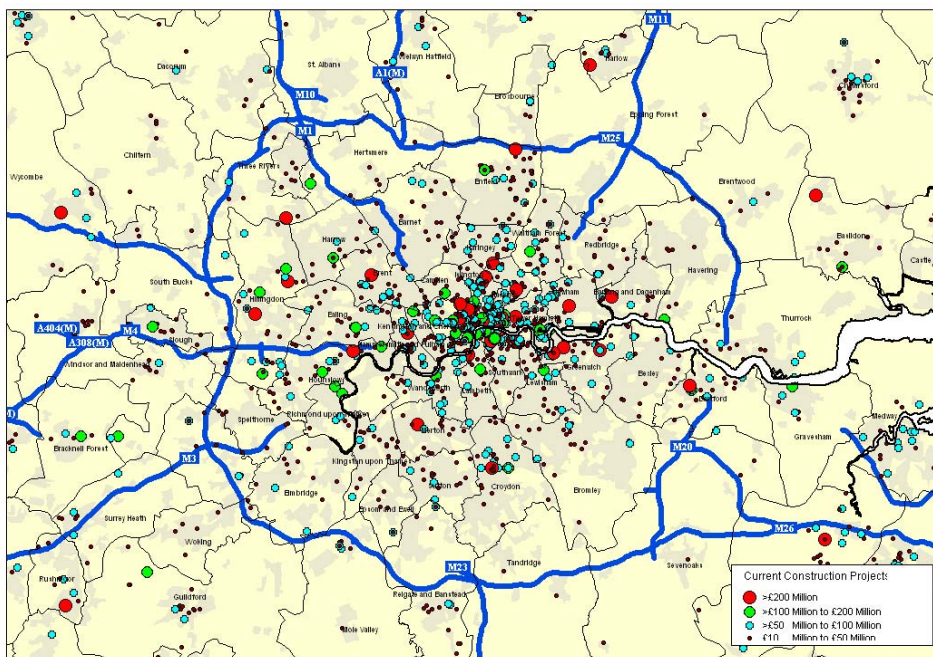


Figure 7: Planned Construction Projects by Size Band

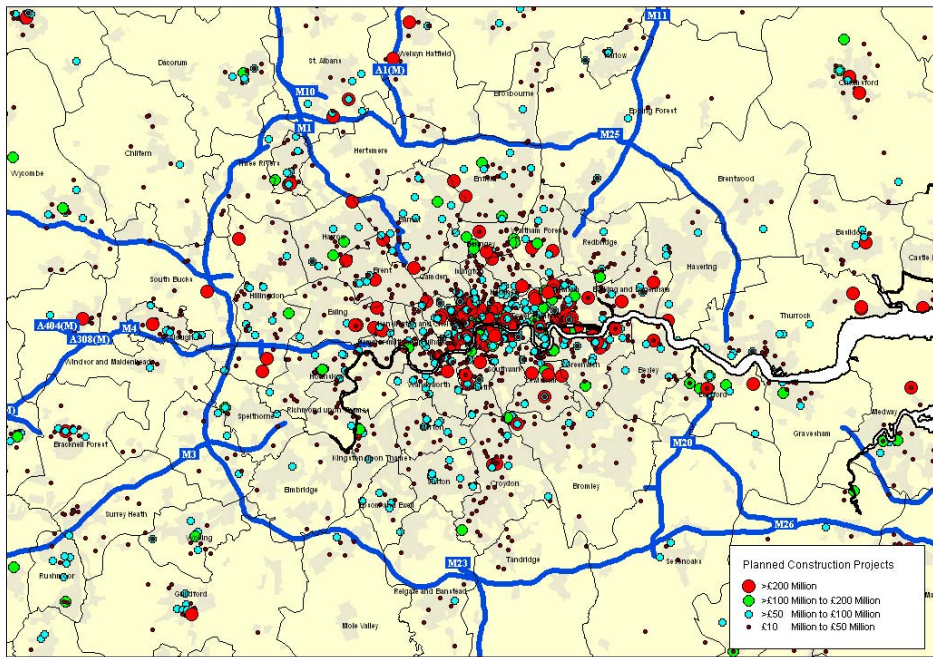
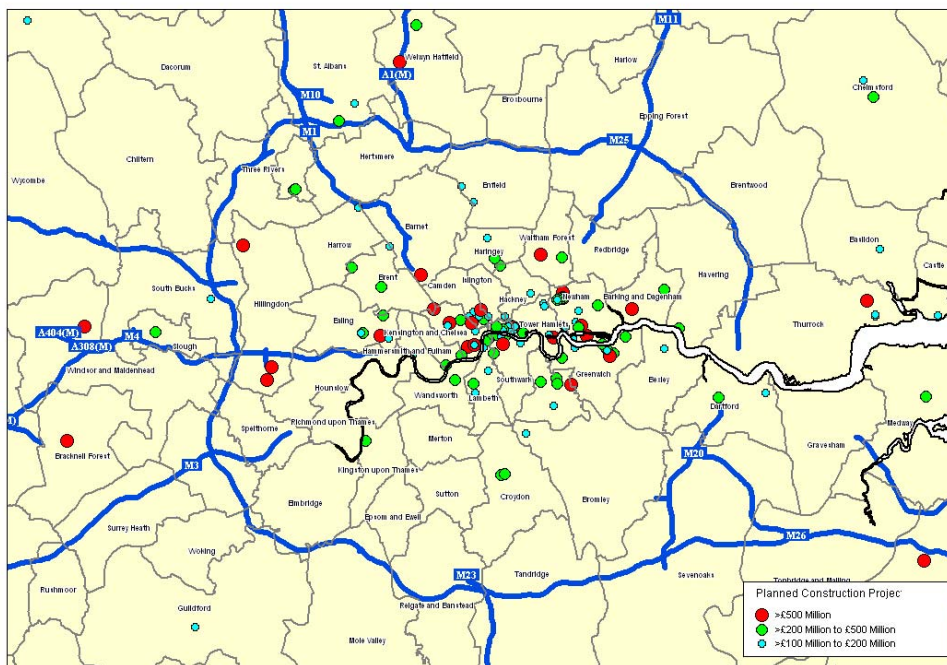


Figure 9: Large (>£100 Million) Planned Construction Projects by Size Band



Appendix B – Project Listings

Table 1: Top 50 Current Construction Projects in Greater London.

Rank	Name	Borough	£M Value	Start Year	Finish Year
1	Urban Redevelopment	Southwark London Boro	1500	2006	2014
2	Urban Development	Hackney London Boro	1000	2006	2009
3	Residential & Commercial	Southwark London Boro	1000	2007	2015
4	Hospitals	Tower Hamlets London Boro	1000	2006	2011
5	Housing Framework Contract	Newham London Boro	600	2006	2010
6	Office/Leisure/Sport/Retail/Flats	Wandsworth London Boro	600	2005	2011
7	Shopping Centre	Hammersmith and Fulham London Boro	575	2003	2008
8	Framework Agreement	Barking and Dagenham London Boro	500	2007	2011
9	Global Broadcasting Centre	City of Westminster London Boro	400	2006	2008
10	Wembley Stadium (Redevelopment)	Brent London Boro	352	2002	2006
11	Consultants Framework	Camden London Boro	350	2006	2010
12	Retail/Office Development	Croydon London Boro	300	2006	2012
13	Hospital	Hillingdon London Boro	271	2007	2009
14	Arsenal Stadium Development	Islington London Boro	239	2003	2005
15	1,600 Residential & Commercial	Newham London Boro	210	2006	2010
16	Office/Retail	City and County of the City of London	204	2005	2008
17	Sports/Entertainment Arena	Greenwich London Boro	200	2005	2008
18	Demolition & Remediation Work	Southwark London Boro	200	2006	2010
19	Tunneling & Cabling	Hackney London Boro	200	2006	2009
20	1040 Residential & Commercial	Hounslow London Boro	190	2006	2010
21	Light Railway	Greenwich London Boro	180	2006	2009
22	523 Apartments	Islington London Boro	160	2006	2008
23	Printing Press Relocation	Enfield London Boro	150	2005	2007
24	5 Offices Development	City and County of the City of London	150	2005	2007
25	Millennium Dome (Redevelopment)	Greenwich London Boro	131	2004	2007

26	Tennis Court (Redevelopment)	Merton London Boro	125	2005	2008
27	5000 Houses & Flats	Camden London Boro	120	2006	2011
28	Houses & Flats	Southwark London Boro	120	2006	2010
29	Housing Regeneration	Newham London Boro	120	2006	2009
30	Underground Ticket Hall	Camden London Boro	115	2006	2009
31	Military Site (Redevelopment)	Hillingdon London Boro	107	2006	2009
32	Offices (Fit Out)	Southwark London Boro	105	2006	2009
33	408 Apartments & Commercial Units	Southwark London Boro	100	2006	2009
34	Offices/Retail	City and County of the City of London	100	2004	2007
35	Offices/Shops	City and County of the City of London	100	2006	2008
36	Offices/Retail Development	Camden London Boro	100	2005	2007
37	Office (Refurbishment)	City of Westminster London Boro	100	2004	2006
38	Hotel	Lambeth London Boro	100	2006	2007
39	Highways (Refurbishment)	Harrow London Boro	100	2006	2011
40	32 Flats, Office & Commercial	City of Westminster London Boro	95	2006	2008
41	Hotel	Hillingdon London Boro	90	2006	2009
42	172 Flats & Commercial Units	Lewisham London Boro	90	2006	2009
43	Office (Refurbishment)	City and County of the City of London	90	2004	2006
44	658 Residential Units & Commercial	Wandsworth London Boro	88	2006	2009
45	Residential (Refurbishment)	Newham London Boro	82	2006	2009
46	Offices/Shops/Bank/Restaurant	City and County of the City of London	80	2005	2007
47	Housing (Refurbishment)	Ealing London Boro	80	2005	2014
48	Hotel (Extension/Refurbishment)	City of Westminster London Boro	70	2006	2007
49	Housing (Refurbishment)	Camden London Boro	66	2006	2009
50	68 Flats & Hotel (Conversion/Extensions)	Camden London Boro	65	2006	2009

Table 2: Top 50 Planned Construction Projects in Greater London.

Rank	Name	Borough	£M Value	Start Year	Finish Year
1	Crossrail	City of Westminster London Boro	5000	2016	2023
2	Motorway Widening (M25)	Hillingdon London Boro	5000	2009	2011
3	Commercial & Residential	Barnet London Boro	4000	2009	2010
4	Airport Redevelopment	Hillingdon London Boro	4000	blank	blank
5	Airport	Hillingdon London Boro	4000	2007	2015
6	Railway Line/Stations (Upgrading)	Southwark London Boro	3500	2008	2015
7	Commercial/Educational/Residential	Newham London Boro	3500	blank	blank
8	Residential & Commercial	Newham London Boro	3000	2008	2014
9	London Olympics 2012 (Master)	Newham London Boro	2300	2008	2012
10	1,500 Homes & Commercial	Tower Hamlets London Boro	2000	2007	2015
11	Commercial & Residential	City of Westminster London Boro	2000	2008	2013
12	Academies/Schools Framework	Waltham Forest London Boro	2000	2007	2012
13	Town Centre Regeneration	Newham London Boro	1800	2007	2009
14	Urban Regeneration	Barking and Dagenham London Boro	1500	blank	blank
15	Airport Terminal Building	Hillingdon London Boro	1500	2009	2012
16	Commercial/Residential/Leisure	Camden London Boro	1500	2007	2016
17	Commercial/Residential/Leisure	Newham London Boro	1000	blank	blank
18	2900 Houses & Flats	Brent London Boro	1000	2007	2015
19	Apartments & Commercial	City of Westminster London Boro	1000	2008	2013
20	559 Commercial/Residential	City of Westminster London Boro	700	blank	blank
21	3 Office Blocks	City and County of the City of London	700	2007	2011
22	Tramway	Ealing London Boro	650	blank	blank
23	Houses & Flats	Greenwich London Boro	570	blank	blank
24	Housing Estate Regeneration	Greenwich London Boro	550	2007	2016
25	Residential/Commercial	Kensington and Chelsea London Boro	500	blank	blank
26	Commercial Development	City and County of the City of London	500	2007	2009
27	330 Flats/Hotel/Supermarket	Southwark London Boro	500	2007	2012

28	Tube Station (Upgrading)	City of Westminster London Boro	500	2008	2013
29	Retail, Commercial & Residential	Newham London Boro	500	2007	2009
30	Residential Development	City of Westminster London Boro	500	2008	2013
31	Shopping Centre & Flats	Kingston upon Thames London Boro	500	2008	2012
32	2,000 Residential Units/Shops/Offices	Greenwich London Boro	400	2007	2015
33	Underground Line (Extension)	Lewisham London Boro	400	2008	2012
34	667 Flats/Houses & Commercial	Greenwich London Boro	400	2007	2012
35	Town Centre Redevelopment	Greenwich London Boro	400	2007	2011
36	Houses & Flats	Southwark London Boro	400	2007	2011
37	Offices	City and County of the City of London	400	2007	2009
38	Croydon Arena	Croydon London Boro	400	2008	2010
39	Offices/Leisure	Ealing London Boro	400	blank	blank
40	Commercial Development	Croydon London Boro	400	2008	2011
41	Thames Gateway Bridge	Greenwich London Boro	385	2008	2012
42	Hospital/Residential Development	Waltham Forest London Boro	385	2009	2017
43	Canning Town - Residential	Newham London Boro	382	2008	2013
44	Underground Line (Extension)	Lewisham London Boro	363	blank	blank
45	Signalling & Telecommunication	Southwark London Boro	350	blank	blank
46	2,525 Residential/Leisure/Offices	Greenwich London Boro	350	2007	2015
47	411 Flats & Community Facilities	Lambeth London Boro	350	2007	2011
48	Offices/Hotel/Leisure/Retail	Southwark London Boro	350	2007	2012
49	Entertainment Complex	Brent London Boro	344	2007	2011
50	Housing Improvements	Ealing London Boro	310	2007	2012

Appendix C – Project Mapping by London Borough

Figure10: Current Projects Value £M by London Borough

